



národní  
úložiště  
šedé  
literatury

## **Čísla z první ruky Praha - 2015**

Český statistický úřad  
2016

Dostupný z <http://www.nusl.cz/ntk/nusl-316504>

Dílo je chráněno podle autorského zákona č. 121/2000 Sb.

Tento dokument byl stažen z Národního úložiště šedé literatury (NUŠL).

Datum stažení: 18.04.2024

Další dokumenty můžete najít prostřednictvím vyhledávacího rozhraní [nusl.cz](http://nusl.cz) .

# **FIRST HAND FIGURES**

**2015**

**PRAGUE**

---

Code: 330123-16



## INTRODUCTORY OVERVIEW

|   |                       |           |
|---|-----------------------|-----------|
| Area  | km <sup>2</sup>       | 496       |
| Altitude: Maximum (Zličín)  | m                     | 399       |
| Minimum (Suchdol)   | m                     | 177       |
| Number of administrative districts  |                       | 22        |
| Number of city sections   |                       | 57        |
| Number of cadastral districts   |                       | 112       |
| Number of basic settlement units  |                       | 918       |
| Mid-year population, 1 July   | persons               | 1 262 507 |
| Density of population   | pers./km <sup>2</sup> | 2 555     |
| Life expectancy at birth: Males   | years                 | 77.7      |
| Females   | years                 | 82.6      |
| Average registered number of employees <sup>1)</sup><br>(thousands)   | FTE equiv.            | 777.2     |
| Average monthly gross wage of employee <sup>1)</sup>  | CZK                   | 33 852    |
| Share of the unemployed persons (%) <sup>2)</sup><br>(Source: Ministry of Labour and Social<br>Affairs of the Czech Republic) | %                     | 4.64      |
| Males   | %                     | 4.49      |
| Females   | %                     | 4.80      |
| ILO general unemployment rate (LFSS)  | %                     | 2.8       |
| Dwellings started   | number                | 5 227     |
| Dwellings completed   | number                | 5 211     |
| per 1 000 mid-year population   | number                | 4.1       |
| Collective accommodation establishments,<br>total   | number                | 797       |
| Guests, total   | persons               | 6 605 776 |
| Non-residents   | persons               | 5 714 835 |
| Pensioners receiving full old-age pension:<br>31 December   | persons               | 204 513   |
| Their share in population   | %                     | 16.2      |
| Average monthly full old-age pension  | CZK                   | 12 172    |

<sup>1)</sup> Work-place method, total FTE (full time equivalent), preliminary.

<sup>2)</sup> The share of available job applicants aged 15–64 years in the whole population of the same age.

# INTRODUCTORY WORD

## Dear Users:

This first summary of statistical data for 2015 is dedicated to be used by the most general public. It provides selected pieces of information on the Capital City of Prague, which the Czech Statistical Office processes and then provides the users with.

Data, published in this booklet, were obtained thanks to your willingness to answer questions of the Czech Statistical Office surveys carried out in households, enterprises, or in government institutions. These are data which, in their aggregated forms, are utilised by other users, yet also by those who were their originators – that means private enterprises, government institutions, and the general public.

The CZSO website is the main source of statistical data for the public. Statistical data on fourteen regions of the Czech Republic and other territorial units are published on web pages of the Regional Offices of the Czech Statistical Office. **All data, which are under standard regime of processing and cover the whole Capital City of Prague and the City parts**, can be found at [www.praha.czso.cz](http://www.praha.czso.cz). You can find all issued publications there, too.

Numerous pieces of information **are presented in the English language**. These are namely the Statistical Yearbook of Prague (Numeri Pragenses), Lexicon of Prague, and all time series at [www.praha.czso.cz](http://www.praha.czso.cz).

At the end of this booklet, you will find outputs that we plan to publish this year.

Closing the foreword we would like to encourage potential and all data users to get in touch with us. **Necessary contacts you can find on the last page of this booklet.**

## Tomáš Mládek

Head of the Information Services Unit  
Regional Office of the Czech Statistical Office  
in the Capital City of Prague



# POPULATION

(Preliminary Data)

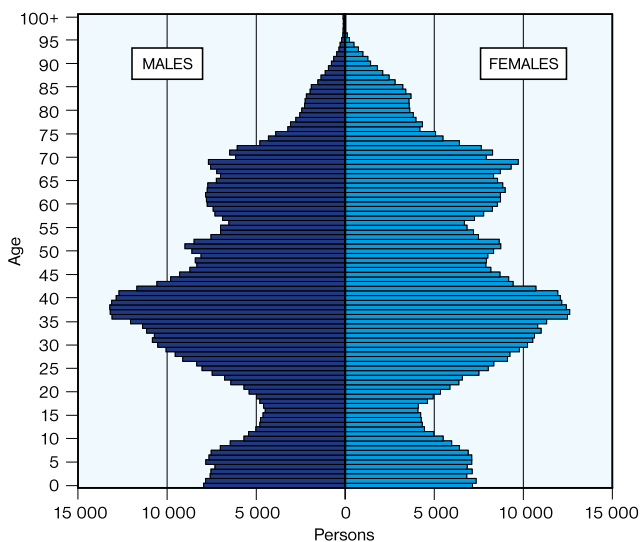
|                                     | Prague           | Czech Republic    |
|-------------------------------------|------------------|-------------------|
| <b>Population, 31 December 2015</b> | <b>1 267 449</b> | <b>10 553 843</b> |
| Males                               | 614 669          | 5 186 330         |
| Females                             | 652 780          | 5 367 513         |
| By age:                             |                  |                   |
| 0-14                                | 188 832          | 1 623 716         |
| Males                               | 97 037           | 832 609           |
| Females                             | 91 795           | 791 107           |
| 15-64                               | 844 932          | 6 997 715         |
| Males                               | 421 594          | 3 550 303         |
| Females                             | 423 338          | 3 447 412         |
| 65+                                 | 233 685          | 1 932 412         |
| Males                               | 96 038           | 803 418           |
| Females                             | 137 647          | 1 128 994         |
| Average age                         | 42.0             | 41.9              |
| Males                               | 40.4             | 40.4              |
| Females                             | 43.4             | 43.3              |
| Marriages                           | 6 073            | 48 191            |
| per 1 000 inhabitants               | 4.8              | 4.6               |
| Divorces                            | 2 983            | 26 083            |
| per 1 000 inhabitants               | 2.4              | 2.5               |
| Live births                         | 14 759           | 110 764           |
| per 1 000 inhabitants               | 11.7             | 10.5              |
| Abortions                           | 3 880            | 35 761            |
| per 1 000 inhabitants               | 3.1              | 3.4               |
| Deaths                              | 12 420           | 111 173           |
| per 1 000 inhabitants               | 9.8              | 10.5              |
| Natural increase                    | 2 339            | -409              |
| per 1 000 inhabitants               | 1.9              | 0.0               |
| Immigrants                          | 33 711           | 34 922            |
| per 1 000 inhabitants               | 26.7             | 3.3               |
| Emigrants                           | 27 680           | 18 945            |
| per 1 000 inhabitants               | 21.9             | 1.8               |
| Net migration                       | 6 031            | 15 977            |
| per 1 000 inhabitants               | 4.8              | 1.5               |
| Total increase                      | 8 370            | 15 568            |
| per 1 000 inhabitants               | 6.6              | 1.5               |

# AGE DISTRIBUTION OF THE POPULATION, 31 DECEMBER 2015

(Preliminary Data)

|              | Males          | Females        | Total            |
|--------------|----------------|----------------|------------------|
| <b>Total</b> | <b>614 669</b> | <b>652 780</b> | <b>1 267 449</b> |
| 0-4          | 37 028         | 35 033         | 72 061           |
| 5-9          | 35 294         | 33 281         | 68 575           |
| 10-14        | 24 715         | 23 481         | 48 196           |
| 15-19        | 22 545         | 21 973         | 44 518           |
| 20-24        | 30 669         | 31 512         | 62 181           |
| 25-29        | 43 775         | 44 081         | 87 856           |
| 30-34        | 53 071         | 52 592         | 105 663          |
| 35-39        | 62 934         | 60 200         | 123 134          |
| 40-44        | 56 035         | 52 707         | 108 742          |
| 45-49        | 41 552         | 40 336         | 81 888           |
| 50-54        | 39 383         | 40 026         | 79 409           |
| 55-59        | 33 999         | 36 538         | 70 537           |
| 60-64        | 37 631         | 43 373         | 81 004           |
| 65-69        | 35 515         | 44 177         | 79 692           |
| 70-74        | 26 798         | 35 473         | 62 271           |
| 75-79        | 14 751         | 21 395         | 36 146           |
| 80-84        | 10 444         | 17 954         | 28 398           |
| 85 +         | 8 530          | 18 648         | 27 178           |

## AGE DISTRIBUTION OF THE POPULATION: PRAGUE, 31 DECEMBER 2015



# POPULATION AND VITAL STATISTICS

by 22 administrative districts

|               | Marriages    | Divorces     | Live births   | Deaths        |
|---------------|--------------|--------------|---------------|---------------|
| <b>Prague</b> | <b>6 073</b> | <b>2 983</b> | <b>14 759</b> | <b>12 420</b> |
| Praha 1       | 152          | 56           | 297           | 267           |
| Praha 2       | 242          | 115          | 515           | 474           |
| Praha 3       | 409          | 167          | 901           | 809           |
| Praha 4       | 625          | 325          | 1 555         | 1 738         |
| Praha 5       | 403          | 233          | 1 045         | 739           |
| Praha 6       | 548          | 222          | 1 288         | 1 343         |
| Praha 7       | 255          | 96           | 634           | 383           |
| Praha 8       | 469          | 249          | 1 192         | 1 200         |
| Praha 9       | 272          | 137          | 721           | 531           |
| Praha 10      | 499          | 216          | 1 212         | 1 488         |
| Praha 11      | 431          | 181          | 914           | 798           |
| Praha 12      | 348          | 168          | 771           | 482           |
| Praha 13      | 277          | 187          | 786           | 378           |
| Praha 14      | 180          | 163          | 553           | 374           |
| Praha 15      | 246          | 86           | 586           | 330           |
| Praha 16      | 111          | 56           | 278           | 208           |
| Praha 17      | 161          | 79           | 352           | 208           |
| Praha 18      | 153          | 77           | 386           | 206           |
| Praha 19      | 58           | 36           | 176           | 107           |
| Praha 20      | 73           | 50           | 178           | 123           |
| Praha 21      | 84           | 57           | 184           | 132           |
| Praha 22      | 77           | 27           | 235           | 102           |

End of table

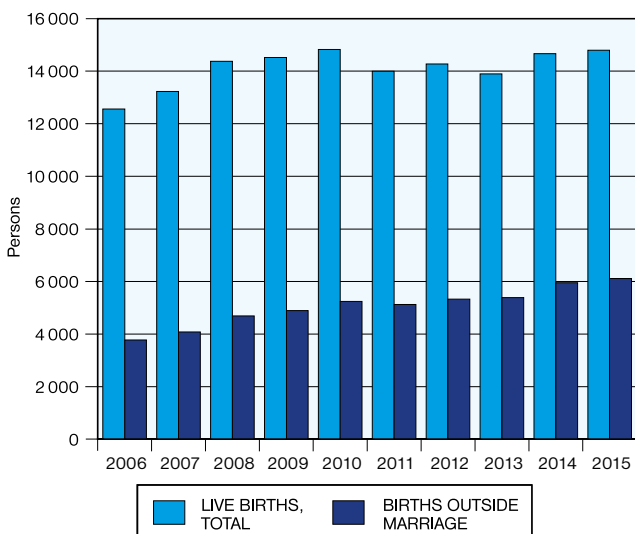
|               | Natural increase | Net migration | Total increase | 31 December 2015 |
|---------------|------------------|---------------|----------------|------------------|
| <b>Prague</b> | <b>2 339</b>     | <b>6 031</b>  | <b>8 370</b>   | <b>1 267 449</b> |
| Praha 1       | 30               | 8             | 38             | 29 624           |
| Praha 2       | 41               | 95            | 136            | 49 294           |
| Praha 3       | 92               | 374           | 466            | 72 507           |
| Praha 4       | -183             | 635           | 452            | 137 687          |
| Praha 5       | 306              | 247           | 553            | 86 061           |
| Praha 6       | -55              | 880           | 825            | 112 632          |
| Praha 7       | 251              | 308           | 559            | 44 174           |
| Praha 8       | -8               | 273           | 265            | 112 279          |
| Praha 9       | 190              | 532           | 722            | 56 291           |
| Praha 10      | -276             | 39            | -237           | 108 756          |
| Praha 11      | 116              | 149           | 265            | 84 217           |
| Praha 12      | 289              | 342           | 631            | 65 215           |
| Praha 13      | 408              | 83            | 491            | 66 011           |
| Praha 14      | 179              | 262           | 441            | 48 522           |
| Praha 15      | 256              | 649           | 905            | 47 152           |
| Praha 16      | 70               | 210           | 280            | 24 050           |
| Praha 17      | 144              | 112           | 256            | 30 981           |
| Praha 18      | 180              | 403           | 583            | 29 483           |
| Praha 19      | 69               | 78            | 147            | 13 559           |
| Praha 20      | 55               | -32           | 23             | 15 224           |
| Praha 21      | 52               | 82            | 134            | 18 277           |
| Praha 22      | 133              | 302           | 435            | 15 453           |

# POPULATION, BIRTHS

by 22 administrative districts

|               | Live births   |                 |                  | Stillbirths |
|---------------|---------------|-----------------|------------------|-------------|
|               | Total         | Inside marriage | Outside marriage |             |
| <b>Prague</b> | <b>14 759</b> | <b>8 669</b>    | <b>6 090</b>     | <b>49</b>   |
| Praha 1       | 297           | 150             | 147              | -           |
| Praha 2       | 515           | 279             | 236              | 1           |
| Praha 3       | 901           | 459             | 442              | 2           |
| Praha 4       | 1 555         | 925             | 630              | 7           |
| Praha 5       | 1 045         | 607             | 438              | 4           |
| Praha 6       | 1 288         | 798             | 490              | 3           |
| Praha 7       | 634           | 347             | 287              | 4           |
| Praha 8       | 1 192         | 718             | 474              | 1           |
| Praha 9       | 721           | 455             | 266              | 3           |
| Praha 10      | 1 212         | 702             | 510              | 6           |
| Praha 11      | 914           | 550             | 364              | 9           |
| Praha 12      | 771           | 453             | 318              | 4           |
| Praha 13      | 786           | 459             | 327              | 1           |
| Praha 14      | 553           | 304             | 249              | -           |
| Praha 15      | 586           | 356             | 230              | -           |
| Praha 16      | 278           | 168             | 110              | -           |
| Praha 17      | 352           | 220             | 132              | 1           |
| Praha 18      | 386           | 252             | 134              | 2           |
| Praha 19      | 176           | 114             | 62               | -           |
| Praha 20      | 178           | 101             | 77               | -           |
| Praha 21      | 184           | 116             | 68               | -           |
| Praha 22      | 235           | 136             | 99               | 1           |

## LIVE BIRTHS: PRAGUE



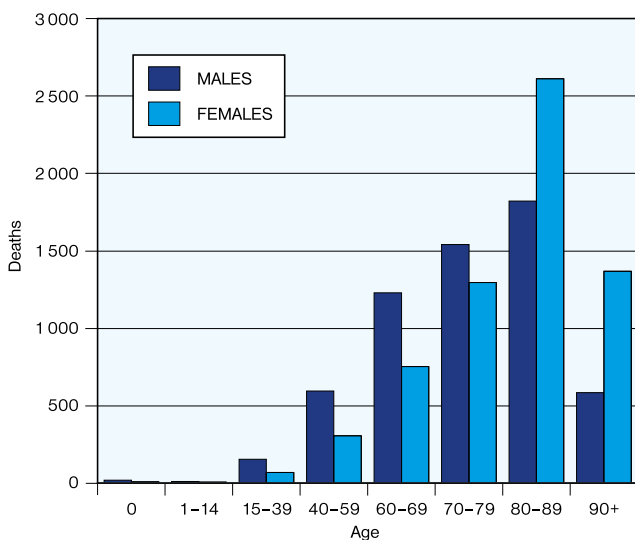


# POPULATION, DEATHS

by 22 administrative districts

|               | Total         | Males        | Females      | Infant deaths |
|---------------|---------------|--------------|--------------|---------------|
| <b>Prague</b> | <b>12 420</b> | <b>5 976</b> | <b>6 444</b> | <b>26</b>     |
| Praha 1       | 267           | 115          | 152          | -             |
| Praha 2       | 474           | 252          | 222          | 1             |
| Praha 3       | 809           | 390          | 419          | 4             |
| Praha 4       | 1 738         | 775          | 963          | 4             |
| Praha 5       | 739           | 373          | 366          | 1             |
| Praha 6       | 1 343         | 585          | 758          | -             |
| Praha 7       | 383           | 180          | 203          | 2             |
| Praha 8       | 1 200         | 562          | 638          | 1             |
| Praha 9       | 531           | 252          | 279          | 1             |
| Praha 10      | 1 488         | 671          | 817          | 1             |
| Praha 11      | 798           | 420          | 378          | -             |
| Praha 12      | 482           | 257          | 225          | 3             |
| Praha 13      | 378           | 184          | 194          | 2             |
| Praha 14      | 374           | 214          | 160          | 2             |
| Praha 15      | 330           | 181          | 149          | -             |
| Praha 16      | 208           | 109          | 99           | 2             |
| Praha 17      | 208           | 107          | 101          | -             |
| Praha 18      | 206           | 113          | 93           | 1             |
| Praha 19      | 107           | 51           | 56           | -             |
| Praha 20      | 123           | 64           | 59           | 1             |
| Praha 21      | 132           | 74           | 58           | -             |
| Praha 22      | 102           | 47           | 55           | -             |

## DEATHS: BY SEX AND AGE, PRAGUE, 2015

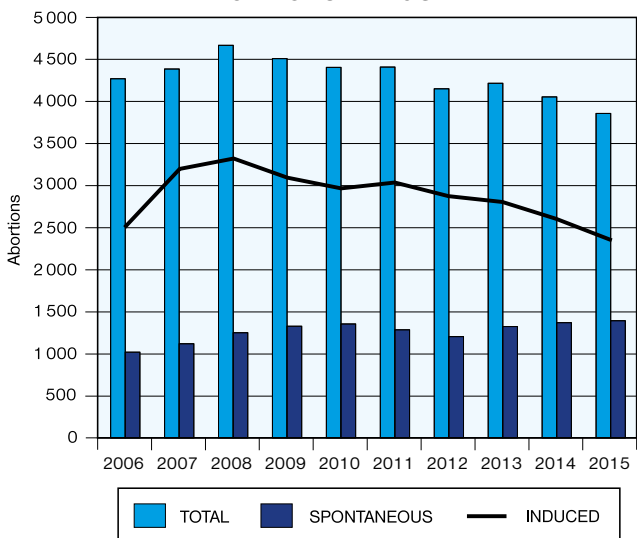


# POPULATION, DIVORCES

by 22 administrative districts

|               | Divorces,<br>total | Plaintiff<br>female | Divorces by number of minors |            |            |           |
|---------------|--------------------|---------------------|------------------------------|------------|------------|-----------|
|               |                    |                     | Total                        | 1          | 2          | 3+        |
| <b>Prague</b> | <b>2 983</b>       | <b>1 241</b>        | <b>1 474</b>                 | <b>827</b> | <b>583</b> | <b>64</b> |
| Praha 1       | 56                 | 20                  | 21                           | 13         | 8          | -         |
| Praha 2       | 115                | 54                  | 48                           | 35         | 10         | 3         |
| Praha 3       | 167                | 69                  | 76                           | 37         | 36         | 3         |
| Praha 4       | 325                | 125                 | 160                          | 88         | 67         | 5         |
| Praha 5       | 233                | 104                 | 103                          | 58         | 39         | 6         |
| Praha 6       | 222                | 104                 | 116                          | 61         | 54         | 1         |
| Praha 7       | 96                 | 47                  | 38                           | 30         | 7          | 1         |
| Praha 8       | 249                | 83                  | 127                          | 76         | 44         | 7         |
| Praha 9       | 137                | 53                  | 72                           | 47         | 24         | 1         |
| Praha 10      | 216                | 97                  | 99                           | 49         | 45         | 5         |
| Praha 11      | 181                | 66                  | 91                           | 45         | 44         | 2         |
| Praha 12      | 168                | 66                  | 84                           | 50         | 29         | 5         |
| Praha 13      | 187                | 80                  | 91                           | 57         | 28         | 6         |
| Praha 14      | 163                | 73                  | 88                           | 54         | 30         | 4         |
| Praha 15      | 86                 | 39                  | 46                           | 22         | 23         | 1         |
| Praha 16      | 56                 | 28                  | 26                           | 14         | 8          | 4         |
| Praha 17      | 79                 | 42                  | 36                           | 22         | 10         | 4         |
| Praha 18      | 77                 | 27                  | 46                           | 29         | 14         | 3         |
| Praha 19      | 36                 | 13                  | 20                           | 11         | 8          | 1         |
| Praha 20      | 50                 | 19                  | 33                           | 12         | 21         | -         |
| Praha 21      | 57                 | 21                  | 37                           | 13         | 23         | 1         |
| Praha 22      | 27                 | 11                  | 16                           | 4          | 11         | 1         |

## ABORTIONS: PRAQUE



# MIGRATION BY AGE

by 22 administrative districts

|               | Immigrants <sup>1)</sup> |               | Immigrants, by age <sup>1)</sup> |               |              |
|---------------|--------------------------|---------------|----------------------------------|---------------|--------------|
|               | Total                    | Males         | 0-14                             | 15-64         | 65+          |
| <b>Prague</b> | <b>33 711</b>            | <b>16 366</b> | <b>5 614</b>                     | <b>27 089</b> | <b>1 008</b> |
| Praha 1       | 1 916                    | 1 047         | 215                              | 1 644         | 57           |
| Praha 2       | 3 426                    | 1 700         | 385                              | 2 957         | 84           |
| Praha 3       | 5 115                    | 2 490         | 588                              | 4 376         | 151          |
| Praha 4       | 7 030                    | 3 373         | 1 171                            | 5 540         | 319          |
| Praha 5       | 4 791                    | 2 330         | 782                              | 3 857         | 152          |
| Praha 6       | 5 831                    | 2 850         | 1 044                            | 4 564         | 223          |
| Praha 7       | 2 936                    | 1 502         | 335                              | 2 510         | 91           |
| Praha 8       | 5 165                    | 2 399         | 937                              | 3 963         | 265          |
| Praha 9       | 3 595                    | 1 727         | 617                              | 2 826         | 152          |
| Praha 10      | 5 365                    | 2 517         | 805                              | 4 306         | 254          |
| Praha 11      | 3 217                    | 1 581         | 622                              | 2 370         | 225          |
| Praha 12      | 2 595                    | 1 200         | 612                              | 1 870         | 113          |
| Praha 13      | 2 914                    | 1 361         | 540                              | 2 234         | 140          |
| Praha 14      | 2 622                    | 1 248         | 440                              | 2 096         | 86           |
| Praha 15      | 2 541                    | 1 180         | 455                              | 1 957         | 129          |
| Praha 16      | 834                      | 396           | 202                              | 584           | 48           |
| Praha 17      | 1 638                    | 783           | 319                              | 1 267         | 52           |
| Praha 18      | 1 896                    | 955           | 376                              | 1 458         | 62           |
| Praha 19      | 559                      | 287           | 132                              | 411           | 16           |
| Praha 20      | 500                      | 247           | 84                               | 391           | 25           |
| Praha 21      | 742                      | 372           | 172                              | 519           | 51           |
| Praha 22      | 861                      | 413           | 174                              | 634           | 53           |
|               | Emigrants <sup>1)</sup>  |               | Emigrants, by age <sup>1)</sup>  |               |              |
|               | Total                    | Males         | 0-14                             | 15-64         | 65+          |
| <b>Prague</b> | <b>27 680</b>            | <b>13 788</b> | <b>5 374</b>                     | <b>20 175</b> | <b>2 131</b> |
| Praha 1       | 1 908                    | 943           | 287                              | 1 427         | 194          |
| Praha 2       | 3 331                    | 1 651         | 520                              | 2 590         | 221          |
| Praha 3       | 4 741                    | 2 281         | 743                              | 3 714         | 284          |
| Praha 4       | 6 395                    | 3 039         | 1 200                            | 4 713         | 482          |
| Praha 5       | 4 544                    | 2 185         | 774                              | 3 479         | 291          |
| Praha 6       | 4 951                    | 2 454         | 807                              | 3 814         | 330          |
| Praha 7       | 2 628                    | 1 311         | 402                              | 2 060         | 166          |
| Praha 8       | 4 892                    | 2 426         | 912                              | 3 614         | 366          |
| Praha 9       | 3 063                    | 1 620         | 552                              | 2 375         | 136          |
| Praha 10      | 5 326                    | 2 524         | 945                              | 4 011         | 370          |
| Praha 11      | 3 068                    | 1 511         | 604                              | 2 212         | 252          |
| Praha 12      | 2 253                    | 1 094         | 458                              | 1 652         | 143          |
| Praha 13      | 2 831                    | 1 388         | 509                              | 2 184         | 138          |
| Praha 14      | 2 360                    | 1 161         | 456                              | 1 806         | 98           |
| Praha 15      | 1 892                    | 865           | 368                              | 1 406         | 118          |
| Praha 16      | 624                      | 311           | 131                              | 456           | 37           |
| Praha 17      | 1 526                    | 764           | 275                              | 1 171         | 80           |
| Praha 18      | 1 493                    | 752           | 332                              | 1 101         | 60           |
| Praha 19      | 481                      | 242           | 96                               | 356           | 29           |
| Praha 20      | 532                      | 250           | 114                              | 394           | 24           |
| Praha 21      | 660                      | 331           | 135                              | 488           | 37           |
| Praha 22      | 559                      | 277           | 147                              | 397           | 15           |

<sup>1)</sup> Incl. internal migration within the city.

# POPULATION: 31 DECEMBER 2015

by 57 city sections

|                    | Live births   | Deaths        | Immigrants <sup>1)</sup> | Emigrants <sup>1)</sup> | 31 December 2015 |
|--------------------|---------------|---------------|--------------------------|-------------------------|------------------|
| <b>Prague</b>      | <b>14 759</b> | <b>12 420</b> | <b>33 711</b>            | <b>27 680</b>           | <b>1 267 449</b> |
| Praha 1            | 297           | 267           | 1 916                    | 1 908                   | 29 624           |
| Praha 2            | 515           | 474           | 3 426                    | 3 331                   | 49 294           |
| Praha 3            | 901           | 809           | 5 115                    | 4 741                   | 72 507           |
| Praha 4            | 1 453         | 1 677         | 6 294                    | 5 874                   | 128 259          |
| Praha-Kunratice    | 102           | 61            | 860                      | 645                     | 9 428            |
| Praha 5            | 1 015         | 712           | 4 681                    | 4 513                   | 82 630           |
| Praha-Slivenec     | 30            | 27            | 184                      | 105                     | 3 431            |
| Praha 6            | 1 170         | 1 241         | 5 167                    | 4 464                   | 100 152          |
| Praha-Lysolaje     | 12            | 10            | 81                       | 76                      | 1 421            |
| Praha-Nebušice     | 23            | 32            | 192                      | 143                     | 3 319            |
| Praha-Př. Kopanina | 8             | 1             | 40                       | 56                      | 717              |
| Praha-Suchbát      | 75            | 59            | 526                      | 387                     | 7 023            |
| Praha 7            | 621           | 377           | 2 863                    | 2 586                   | 42 902           |
| Praha-Troja        | 13            | 6             | 78                       | 47                      | 1 272            |
| Praha 8            | 1 116         | 1 141         | 4 785                    | 4 742                   | 103 049          |
| Praha-Březiněves   | 17            | 7             | 92                       | 40                      | 1 473            |
| Praha-Đáblice      | 24            | 29            | 138                      | 118                     | 3 632            |
| Praha-Dolní Chabry | 35            | 23            | 323                      | 165                     | 4 125            |
| Praha 9            | 721           | 531           | 3 595                    | 3 063                   | 56 291           |
| Praha 10           | 1 212         | 1 488         | 5 365                    | 5 326                   | 108 756          |
| Praha 11           | 827           | 768           | 2 976                    | 2 907                   | 77 175           |
| Praha-Křeslice     | 8             | 3             | 64                       | 25                      | 1 019            |
| Praha-Šeberov      | 39            | 17            | 103                      | 126                     | 3 058            |
| Praha-Újezd        | 40            | 10            | 206                      | 142                     | 2 965            |
| Praha 12           | 657           | 428           | 2 146                    | 1 885                   | 55 040           |
| Praha-Libuš        | 114           | 54            | 562                      | 481                     | 10 175           |
| Praha 13           | 728           | 344           | 2 785                    | 2 747                   | 61 627           |
| Praha-Řeporyje     | 58            | 34            | 234                      | 189                     | 4 384            |
| Praha 14           | 528           | 352           | 2 543                    | 2 320                   | 46 140           |
| Praha-D. Počernice | 25            | 22            | 103                      | 64                      | 2 382            |
| Praha 15           | 401           | 244           | 1 983                    | 1 410                   | 32 590           |
| Praha-D. Měcholupy | 44            | 13            | 197                      | 124                     | 2 707            |
| Praha-Dubeč        | 44            | 33            | 149                      | 151                     | 3 665            |
| Praha-Petrovice    | 64            | 32            | 213                      | 248                     | 6 018            |
| Praha-Štěrboholy   | 33            | 8             | 117                      | 77                      | 2 172            |
| Praha 16           | 105           | 89            | 269                      | 249                     | 8 320            |
| Praha-Lipence      | 21            | 11            | 109                      | 70                      | 2 681            |
| Praha-Lochkov      | 8             | 3             | 54                       | 17                      | 725              |
| Praha-V. Chuchle   | 23            | 14            | 109                      | 65                      | 2 377            |
| Praha-Zbraslav     | 121           | 91            | 379                      | 309                     | 9 947            |
| Praha 17           | 247           | 173           | 924                      | 1 134                   | 24 666           |
| Praha-Zličín       | 105           | 35            | 750                      | 428                     | 6 315            |
| Praha 18           | 252           | 127           | 1 407                    | 1 107                   | 18 978           |
| Praha-Čakovice     | 134           | 79            | 539                      | 436                     | 10 505           |
| Praha 19           | 100           | 57            | 271                      | 277                     | 6 926            |
| Praha-Satalice     | 18            | 15            | 124                      | 97                      | 2 500            |
| Praha-Vinoř        | 58            | 35            | 197                      | 140                     | 4 133            |
| Praha 20           | 178           | 123           | 500                      | 532                     | 15 224           |
| Praha 21           | 110           | 78            | 434                      | 413                     | 10 758           |
| Praha-Běchovice    | 29            | 25            | 137                      | 128                     | 2 611            |
| Praha-Klánovice    | 31            | 22            | 161                      | 117                     | 3 440            |
| Praha-Koloděje     | 14            | 7             | 54                       | 46                      | 1 468            |
| Praha 22           | 175           | 69            | 681                      | 457                     | 10 549           |
| Praha-Benice       | 8             | 4             | 25                       | 14                      | 641              |
| Praha-Kolovraty    | 45            | 23            | 132                      | 84                      | 3 606            |
| Praha-Královice    | 5             | 3             | 34                       | 13                      | 350              |
| Praha-Nedvězí      | 2             | 3             | 8                        | 10                      | 307              |

<sup>1)</sup> Incl. internal migration within the city.

## SELECTED DATA OF CITY SECTION: 31 DECEMBER 2015

|                    | Area<br>(ha)  | Density of<br>population<br>per km <sup>2</sup> | Population at age |                |                |
|--------------------|---------------|---|-------------------|----------------|----------------|
|                    |               |   | 0-14              | 15-64          | 65+            |
| <b>Prague</b>      | <b>49 616</b> | <b>2 555</b>                                    | <b>188 832</b>    | <b>844 932</b> | <b>233 685</b> |
| Praha 1            | 554           | 5 347   | 3 258             | 21 414         | 4 952          |
| Praha 2            | 419           | 11 765  | 6 171             | 35 143         | 7 980          |
| Praha 3            | 648           | 11 189  | 9 179             | 50 333         | 12 995         |
| Praha 4            | 2 420         | 5 300   | 17 482            | 80 367         | 30 410         |
| Praha-Kunratice    | 810           | 1 164   | 1 751             | 6 415          | 1 262          |
| Praha 5            | 2 750         | 3 005   | 12 479            | 56 628         | 13 523         |
| Praha-Slivenec     | 759           | 452   | 691               | 2 241          | 499            |
| Praha 6            | 4 152         | 2 412   | 15 620            | 62 760         | 21 772         |
| Praha-Lysolaje     | 248           | 573   | 284               | 910            | 227            |
| Praha-Nebušice     | 368           | 902   | 630               | 2 179          | 510            |
| Praha-Př. Kopanina | 327           | 219   | 95                | 532            | 90             |
| Praha-Suchdol      | 514           | 1 366   | 1 105             | 4 690          | 1 228          |
| Praha 7            | 709           | 6 051   | 6 256             | 29 730         | 6 916          |
| Praha-Troja        | 337           | 377   | 266               | 804            | 202            |
| Praha 8            | 2 179         | 4 729   | 15 283            | 65 194         | 22 572         |
| Praha-Březiněves   | 338           | 436   | 310               | 991            | 172            |
| Praha-Řáblice      | 738           | 492   | 705               | 2 363          | 564            |
| Praha-Dolní Chabry | 499           | 827   | 793               | 2 707          | 625            |
| Praha 9            | 1 331         | 4 229   | 8 773             | 36 765         | 10 753         |
| Praha 10           | 1 861         | 5 844   | 14 571            | 69 232         | 24 953         |
| Praha 11           | 979           | 7 883   | 10 721            | 50 025         | 16 429         |
| Praha-Křeslice     | 344           | 296   | 177               | 738            | 104            |
| Praha-Šeberov      | 500           | 612   | 520               | 2 101          | 437            |
| Praha-Újezd        | 370           | 801   | 590               | 2 031          | 344            |
| Praha 12           | 2 333         | 2 359   | 7 941             | 36 865         | 10 234         |
| Praha-Libuš        | 523           | 1 946   | 1 609             | 7 353          | 1 213          |
| Praha 13           | 1 320         | 4 669   | 9 272             | 45 007         | 7 348          |
| Praha-Řeporyje     | 990           | 443   | 789               | 3 011          | 584            |
| Praha 14           | 1 353         | 3 410   | 7 017             | 33 345         | 5 778          |
| Praha-D. Počernice | 576           | 414   | 468               | 1 461          | 453            |
| Praha 15           | 1 025         | 3 180   | 5 099             | 21 989         | 5 502          |
| Praha-D. Měcholupy | 466           | 581   | 556               | 1 858          | 293            |
| Praha-Dubeč        | 860           | 426   | 754               | 2 360          | 551            |
| Praha-Petrovice    | 179           | 3 362   | 874               | 4 359          | 785            |
| Praha-Štěrboholý   | 297           | 731   | 450               | 1 461          | 261            |
| Praha 16           | 930           | 895   | 1 352             | 5 522          | 1 446          |
| Praha-Lipence      | 825           | 325   | 491               | 1 752          | 438            |
| Praha-Lochkov      | 272           | 267   | 132               | 459            | 134            |
| Praha-V. Chuchle   | 603           | 394   | 509               | 1 451          | 417            |
| Praha-Zbraslav     | 985           | 1 010   | 1 784             | 6 477          | 1 686          |
| Praha 17           | 325           | 7 590   | 3 428             | 17 846         | 3 392          |
| Praha-Zličín       | 717           | 881   | 1 139             | 4 390          | 786            |
| Praha 18           | 561           | 3 383   | 3 173             | 13 271         | 2 534          |
| Praha-Čakovice     | 1 018         | 1 032   | 2 221             | 6 919          | 1 365          |
| Praha 19           | 600           | 1 154   | 1 389             | 4 415          | 1 122          |
| Praha-Satalice     | 380           | 658   | 473               | 1 663          | 364            |
| Praha-Vinoř        | 600           | 689   | 891               | 2 775          | 467            |
| Praha 20           | 1 694         | 899   | 2 450             | 10 415         | 2 359          |
| Praha 21           | 1 015         | 1 060   | 2 166             | 7 052          | 1 540          |
| Praha-Běchovice    | 683           | 382   | 401               | 1 820          | 390            |
| Praha-Klánovice    | 590           | 583   | 678               | 2 088          | 674            |
| Praha-Koloděje     | 376           | 390   | 295               | 979            | 194            |
| Praha 22           | 1 562         | 675   | 2 208             | 7 123          | 1 218          |
| Praha-Benice       | 277           | 231   | 108               | 447            | 86             |
| Praha-Kolovraty    | 650           | 555   | 881               | 2 292          | 433            |
| Praha-Královice    | 496           | 71  | 70                | 215            | 65             |
| Praha-Nedvězí      | 381           | 81  | 54                | 199            | 54             |

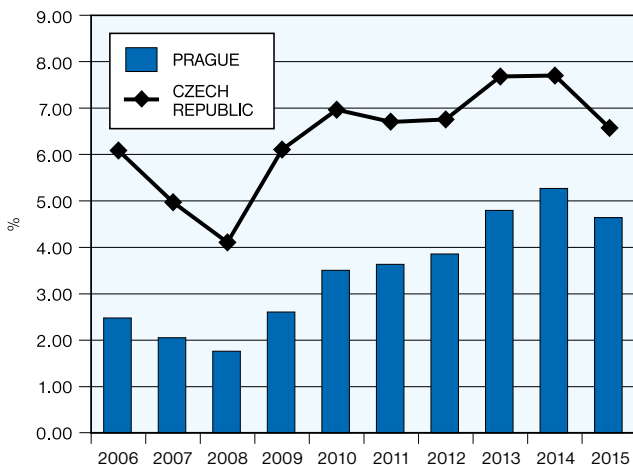
# EMPLOYEES WAGE STRUCTURE

including businesses with up to 10 employees, sample survey

|   | Prague        | Czech Republic |
|---|---------------|----------------|
| <b>Average monthly gross wages (CZK)</b>                  | <b>36 371</b> | <b>27 811</b>  |
| Including wage components (%):                            |               |                |
| Basic wage  | 69.75         | 68.56          |
| Bonuses, remuneration                                     | 14.55         | 14.51          |
| Overtime  | 0.34          | 0.59           |
| Other premium pays  | 5.08          | 5.54           |
| Compensation for wages                                    | 10.02         | 10.54          |
| Compensation for emergency                                | 0.26          | 0.27           |
| Median of monthly gross wages, total (CZK)                | 28 677        | 23 726         |
| Males   | 31 321        | 25 688         |
| Females   | 26 409        | 21 461         |
| Average monthly gross wages:<br>by CZ-ISCO-08 major group |               |                |
| Managers  | 81 330        | 60 846         |
| Professionals   | 47 829        | 39 472         |
| Technicians and associate professionals                   | 35 544        | 30 509         |
| Clerks support workers                                    | 26 594        | 23 218         |
| Service workers and sales workers                         | 20 157        | 17 668         |
| Skilled agricultural forestry and fishery workers         | 21 119        | 19 852         |
| Craft and related trades workers                          | 24 807        | 23 683         |
| Plant and machine operators and assemblers                | 24 361        | 22 815         |
| Elementary occupations                                    | 15 662        | 15 814         |

Source: Ministry of Finance of the CR,  
Ministry of Labour and Social Affairs of the CR.

## SHARE OF UNEMPLOYED PERSONS IN POPULATION AGED 15–64 YEARS (%)



# EMPLOYED PERSONS (LFSS) 4TH QUARTER 2015

Thousand persons

|  | Prague       | Czech Republic |
|--|--------------|----------------|
| <b>No. of one (main) jobholders</b>  | <b>648.5</b> | <b>5 075.9</b> |
| Males  | 360.2        | 2 860.4        |
| Females  | 288.2        | 2 215.5        |
| Shares of industries in total no. of one (main) job holders (CZ-NACE), total (%) | 100.0        | 100.0          |
| of which:  |              |                |
| Agriculture, forestry and fishing  | 0.2          | 2.9            |
| Industry, total  | 10.9         | 30.6           |
| of which:  |              |                |
| Manufacturing  | 9.5          | 27.7           |
| Electricity, gas, steam and air conditioning supply                              | 0.7          | 1.0            |
| Construction   | 7.5          | 7.7            |
| Wholesale and retail trade; repair of motor vehicles                             | 13.9         | 12.0           |
| Transport and storage  | 6.2          | 6.0            |
| Accommodation and food service activities  | 5.1          | 3.9            |
| Information and communication  | 7.7          | 2.8            |
| Financial and insurance activities   | 5.8          | 2.3            |
| Real estate activities   | 1.4          | 0.8            |
| Professional, scientific and technical activities                                | 9.7          | 4.8            |
| Administrative and support service activities                                    | 4.2          | 2.5            |
| Public administration and defence, compulsory social security                    | 6.6          | 6.2            |
| Education  | 7.4          | 6.5            |
| Human health and social work activities  | 7.7          | 7.0            |
| Arts, entertainment and recreation   | 2.9          | 1.7            |
| Other service activities   | 2.6          | 1.7            |
| Participation rate   |              |                |
| – population aged 15+ (%)  | 61.9         | 59.5           |
| Males  | 71.2         | 68.2           |
| Females  | 53.4         | 51.2           |
| No. of the self-employed, total  | 131.1        | 839.9          |
| Share in no. of employed persons (%)   | 20.2         | 16.5           |
| Without employees  | 104.8        | 668.0          |
| With employees   | 26.3         | 171.9          |
| No. of second and further jobholders   | 10.4         | 108.3          |
| Males  | 5.0          | 60.8           |
| Females  | 5.4          | 47.5           |
| No. of part-time employed persons  | 58.7         | 318.3          |
| Males  | 15.4         | 86.5           |
| Females  | 43.3         | 231.8          |

## UNEMPLOYED PERSONS (LFSS) 4TH QUARTER 2015

Thousand persons

|                                   | Prague      | Czech Republic |
|-----------------------------------|-------------|----------------|
| <b>No. of unemployed persons</b>  | <b>20.4</b> | <b>236.9</b>   |
| Males                             | 9.1         | 107.8          |
| Females                           | 11.3        | 129.1          |
| Unemployed aged 15–29             | 5.8         | 75.7           |
| Males                             | 2.8         | 35.5           |
| Females                           | 3.0         | 40.2           |
| ILO general unemployment rate (%) | 3.0         | 4.5            |
| Males                             | 2.5         | 3.6            |
| Females                           | 3.8         | 5.5            |

## REGISTERED JOB APPLICANTS, 31 DECEMBER 2015

|   | Prague        | Czech Republic |
|---|---------------|----------------|
| <b>Job applicants, total</b>                  | <b>37 218</b> | <b>453 118</b> |
| Females                                       | 19 429        | 227 949        |
| Graduates and juveniles                       | 1 495         | 22 023         |
| Handicapped citizens                          | 3 024         | 58 584         |
| Age group: under 24                           | 4 090         | 60 682         |
| 25–34   | 8 776         | 93 846         |
| 35–49   | 13 591        | 157 076        |
| 50+   | 10 761        | 141 514        |
| Average age (years)                           |               |                |
| Educational attainment:                       |               |                |
| Basic education and none                      | 7 196         | 130 137        |
| Vocational training, other secondary          | 10 793        | 184 152        |
| Secondary incl. vocational with A-level exam. | 12 307        | 103 737        |
| Higher education                              | 6 281         | 31 120         |
| By duration of registration:                  |               |                |
| under 6 months                                | 15 855        | 199 783        |
| 6–12 months                                   | 7 145         | 65 780         |
| over 12 months                                | 14 218        | 187 555        |
| Average duration of registration (days)       | 482           | 682            |
| Average monthly unemployment benefit (CZK)    | 7 684         | 6 251          |
| Vacancies                                     | 15 016        | 102 545        |
| For graduates and juveniles                   | 4 276         | 29 684         |
| For handicapped citizens                      | 1 590         | 9 642          |
| Job applicants per 1 vacancy                  | 2.5           | 4.4            |

Source: Ministry of Labour and Social Affairs of the CR.



# REGISTERED BUSINESSES, 31 DECEMBER 2015

by 57 city sections

|                       | Total          | Selected legal form |                                     |              |
|-----------------------|----------------|---------------------|-------------------------------------|--------------|
|                       |                | Actual persons      | Business companies and partnerships | Cooperatives |
| <b>Prague</b>         | <b>573 682</b> | <b>335 920</b>      | <b>193 914</b>                      | <b>5 938</b> |
| Praha 1               | 47 177         | 12 455              | 29 267                              | 311          |
| Praha 2               | 37 924         | 16 456              | 18 428                              | 448          |
| Praha 3               | 44 174         | 23 099              | 17 952                              | 501          |
| Praha 4               | 59 907         | 35 763              | 19 141                              | 852          |
| Praha-Kunratice       | 3 387          | 2 152               | 1 010                               | 6            |
| Praha 5               | 42 264         | 23 167              | 15 681                              | 426          |
| Praha-Slivenec        | 1 171          | 854                 | 281                                 | 1            |
| Praha 6               | 44 148         | 26 434              | 13 269                              | 627          |
| Praha-Lysolaje        | 473            | 287                 | 142                                 | 3            |
| Praha-Nebošice        | 822            | 570                 | 212                                 | 2            |
| Praha-Přední Kopanina | 313            | 237                 | 62                                  | 4            |
| Praha-Suchdol         | 2 207          | 1 479               | 526                                 | 6            |
| Praha 7               | 21 731         | 13 134              | 6 581                               | 326          |
| Praha-Troja           | 648            | 337                 | 251                                 | 1            |
| Praha 8               | 41 556         | 25 380              | 13 206                              | 529          |
| Praha-Březiněves      | 473            | 331                 | 126                                 | -            |
| Praha-Ďáblice         | 1 218          | 818                 | 334                                 | 7            |
| Praha-Dolní Chabry    | 1 504          | 1 022               | 405                                 | 5            |
| Praha 9               | 20 591         | 12 729              | 6 482                               | 200          |
| Praha 10              | 44 591         | 28 005              | 13 321                              | 445          |
| Praha 11              | 24 923         | 19 504              | 3 907                               | 231          |
| Praha-Křeslice        | 319            | 251                 | 60                                  | 1            |
| Praha-Šeberov         | 1 208          | 827                 | 310                                 | 14           |
| Praha-Újezd           | 1 040          | 736                 | 206                                 | 9            |
| Praha 12              | 20 430         | 15 094              | 4 181                               | 275          |
| Praha-Libuš           | 4 350          | 3 079               | 1 054                               | 51           |
| Praha 13              | 20 334         | 13 873              | 5 338                               | 138          |
| Praha-Řeporyje        | 1 508          | 1 037               | 409                                 | 4            |
| Praha 14              | 14 778         | 10 931              | 3 117                               | 89           |
| Praha-Dolní Počernice | 865            | 622                 | 188                                 | -            |
| Praha 15              | 13 483         | 8 005               | 4 821                               | 84           |
| Praha-Dolní Měcholupy | 1 245          | 629                 | 545                                 | 5            |
| Praha-Dubeč           | 1 052          | 802                 | 186                                 | 2            |
| Praha-Petrovice       | 1 851          | 1 508               | 241                                 | 11           |
| Praha-Štěrboholý      | 868            | 518                 | 297                                 | 3            |
| Praha 16              | 2 604          | 1 895               | 512                                 | 34           |
| Praha-Lipence         | 848            | 634                 | 185                                 | 1            |
| Praha-Lochkov         | 192            | 154                 | 27                                  | -            |
| Praha-Velká Chuchle   | 869            | 548                 | 248                                 | 3            |
| Praha-Zbraslav        | 3 789          | 2 416               | 1 082                               | 43           |
| Praha 17              | 6 997          | 5 303               | 1 318                               | 29           |
| Praha-Zličín          | 2 418          | 1 293               | 957                                 | 22           |
| Praha 18              | 5 896          | 4 027               | 1 484                               | 21           |
| Praha-Čakovice        | 3 025          | 2 106               | 738                                 | 22           |
| Praha 19              | 2 484          | 1 519               | 794                                 | 21           |
| Praha-Satalice        | 875            | 576                 | 250                                 | 5            |
| Praha-Vinoř           | 1 192          | 898                 | 202                                 | 6            |
| Praha 20              | 5 223          | 3 660               | 1 264                               | 43           |
| Praha 21              | 3 528          | 2 702               | 642                                 | 19           |
| Praha-Běchovice       | 1 821          | 1 184               | 562                                 | 27           |
| Praha-Klánovice       | 1 233          | 923                 | 236                                 | 2            |
| Praha-Koloděje        | 502            | 365                 | 106                                 | 6            |
| Praha 22              | 4 104          | 2 422               | 1 482                               | 14           |
| Praha-Benice          | 235            | 176                 | 50                                  | -            |
| Praha-Kolovraty       | 1 056          | 824                 | 165                                 | 3            |
| Praha-Královice       | 118            | 79                  | 33                                  | -            |
| Praha-Nedvězí         | 140            | 91                  | 40                                  | -            |

## EMPLOYEES AND WAGES IN PRAGUE AND CR

Workplace method (Territorial breakdown is based on the place where the employees really worked)

(Preliminary Data)

|   | Prague | Czech Republic <sup>*)</sup> |
|---|--------|------------------------------|
| Average registered number of employees (thous.) |        |                              |
| Actual persons (thousands)                      | 814.1  | 3 982.2                      |
| Persons (FTE, thousands)                        | 777.2  | 3 845.7                      |
| Average monthly gross wages/salaries (CZK)      |        |                              |
| Actual persons                                  | 32 319 | 25 560                       |
| Persons (FTE)                                   | 33 852 | 26 467                       |

<sup>\*)</sup> Incl. employees of reported businesses working abroad.

## INDUSTRIAL ENTERPRISES

with 100 employees or more based in Prague

(Preliminary Data)

|   | Prague  | Czech Republic |
|---|---------|----------------|
| Average number of enterprises                                     | 242     | 2 390          |
| Average registered number of employees (actual persons)           | 86 404  | 838 399        |
| Average monthly gross wage per employee (CZK)                     | 34 912  | 28 897         |
| Sales of own goods and services incidental to industry (mil. CZK) | 332 932 | 3 436 008      |

## CONSTRUCTION ENTERPRISES

with 50 employees or more based in Prague

(Preliminary Data)

|   | Prague | Czech Republic |
|---|--------|----------------|
| Average registered number of employees (actual persons)                                   | 26 667 | 80 330         |
| Average monthly gross wage per employee (CZK)   | 38 390 | 31 675         |
| Labour productivity derived from basic construction output (CZK thousand, current prices) | 2 496  | 2 096          |

## BUILDING PERMITS GRANTED, APPROXIMATE VALUE OF CONSTRUCTIONS

|   | Prague        | Czech Republic <sup>1)</sup> | Share in the CR (%) |
|---|---------------|------------------------------|---------------------|
| <b>Building permits granted, total</b>                      | <b>5 211</b>  | <b>80 478</b>                | <b>6.5</b>          |
| Construction projects                                       |               |                              |                     |
| Buildings   | 4 196         | 45 675                       | 9.2                 |
| Residential buildings                                       | 2 910         | 28 886                       | 10.1                |
| New construction  | 359           | 12 926                       | 2.8                 |
| Reconstructions and enhancements                            | 2 551         | 15 960                       | 16.0                |
| Non-residential buildings                                   | 1 286         | 16 789                       | 7.7                 |
| New construction  | 111           | 5 893                        | 1.9                 |
| Reconstructions and enhancements                            | 1 175         | 10 896                       | 10.8                |
| Environment protection                                      | 319           | 13 540                       | 2.4                 |
| Other   | 696           | 21 263                       | 3.3                 |
| <b>Approximate value of constructions (CZK mil.)</b>        | <b>34 326</b> | <b>254 891</b>               | <b>13.5</b>         |
| Buildings   | 25 308        | 160 223                      | 15.8                |
| Residential buildings                                       | 16 962        | 81 568                       | 20.8                |
| New construction  | 12 341        | 60 232                       | 20.5                |
| Reconstructions and enhancements                            | 4 621         | 21 336                       | 21.7                |
| Non-residential buildings                                   | 8 346         | 78 655                       | 10.6                |
| New construction  | 1 964         | 37 410                       | 5.2                 |
| Reconstructions and enhancements                            | 6 382         | 41 245                       | 15.5                |
| Environment protection                                      | 6 383         | 20 664                       | 30.9                |
| Other   | 2 635         | 74 004                       | 3.6                 |
| Average estimated value per building permit, (CZK thousand) | 6 587         | 3 167                        | 208.0               |

<sup>1)</sup> Incl. other permits (not broken down by territory).

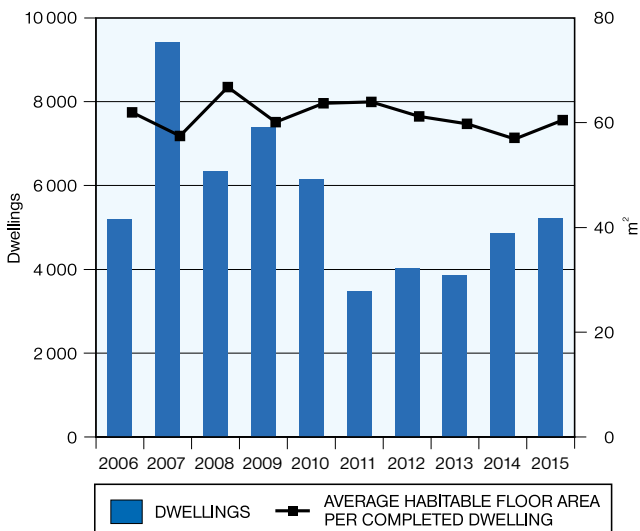
# HOUSING CONSTRUCTION

by 22 administrative districts

(Preliminary Data)

|               | Dwellings by stage of construction |                     |   |
|---------------|------------------------------------|---------------------|---|
|               | Dwellings started                  | Dwellings completed | Dwellings completed in multi-dwelling buildings (excl. all types of extensions) |
| <b>Prague</b> | <b>5 227</b>                       | <b>5 211</b>        | <b>3 996</b>  |
| Praha 1       | 71                                 | 23                  | 13  |
| Praha 2       | 5                                  | 72                  | 42  |
| Praha 3       | 813                                | 52                  | 21  |
| Praha 4       | 260                                | 239                 | 25  |
| Praha 5       | 83                                 | 407                 | 398   |
| Praha 6       | 110                                | 140                 | 54  |
| Praha 7       | 65                                 | 36                  | 5   |
| Praha 8       | 345                                | 608                 | 403   |
| Praha 9       | 920                                | 424                 | 423   |
| Praha 10      | 219                                | 407                 | 240   |
| Praha 11      | 116                                | 252                 | 226   |
| Praha 12      | 328                                | 344                 | 307   |
| Praha 13      | 464                                | 221                 | 197   |
| Praha 14      | 16                                 | 427                 | 378   |
| Praha 15      | 57                                 | 655                 | 592   |
| Praha 16      | 90                                 | 37                  | 4   |
| Praha 17      | 194                                | 400                 | 387   |
| Praha 18      | 744                                | 108                 | 103   |
| Praha 19      | 48                                 | 37                  | -   |
| Praha 20      | 105                                | 15                  | -   |
| Praha 21      | 37                                 | 54                  | -   |
| Praha 22      | 137                                | 253                 | 178   |

## DWELLINGS COMPLETED: PRAQUE



# TOURISM

|  | Prague           | Czech Republic    |
|--|------------------|-------------------|
| <b>Collective accommodation establishments, 2015</b>   | <b>797</b>       | <b>9 163</b>      |
| <b>Arrivals of guests, total</b>                       | <b>6 605 776</b> | <b>17 195 550</b> |
| Foreigners   | 5 714 835        | 8 706 913         |
| United Kingdom   | 383 764          | 442 718           |
| Germany  | 829 558          | 1 766 539         |
| United States of America                               | 450 097          | 508 951           |
| Russian Federation                                     | 295 358          | 434 852           |
| Italy  | 308 062          | 372 832           |
| Spain  | 183 083          | 208 305           |
| France   | 214 831          | 268 877           |
| Netherlands  | 120 646          | 204 145           |
| Denmark  | 66 445           | 93 948            |
| Poland   | 196 615          | 484 573           |
| Slovakia   | 241 218          | 578 216           |
| Austria  | 137 775          | 269 323           |
| Japan  | 94 745           | 123 800           |
| China  | 198 885          | 288 630           |
| Korea (the Republic of)                                | 189 989          | 265 330           |
| <b>Arrivals of guests by category of accommodation</b> |                  |                   |
| hotels*****  | 1 061 156        | 1 189 051         |
| Foreigners   | 1 006 759        | 1 096 904         |
| hotels****   | 3 011 512        | 5 231 167         |
| Foreigners   | 2 663 140        | 3 873 323         |
| Other hotels and boarding houses                       | 2 006 558        | 7 339 741         |
| Foreigners   | 1 647 823        | 3 053 298         |
| Other collective accommodation establishments, total   | 526 550          | 3 435 591         |
| Foreigners   | 397 113          | 683 390           |
| Use of bed places (%)                                  | 55,1             | 36,2              |
| Use of rooms (%)                                       | 61,8             | 43,0              |
| <b>Domestic longer trips</b>                           |                  |                   |
| No. of trips (thous.)                                  | 183              | 7 084             |
| No. of overnight stays (thous.)                        | 1 108            | 54 166            |
| <b>Domestic shorter trips</b>                          |                  |                   |
| No. of trips (thous.)                                  | 723              | 16 203            |
| No. of overnight stays (thous.)                        | 1 295            | 31 472            |

# EXPENDITURES OF HOUSEHOLDS INCLUDED IN HOUSEHOLD BUDGET SURVEY

Year average per household member

(Preliminary Data)

|  | Prague         | Czech<br>Republic |
|--|----------------|-------------------|
| <b>Number of households</b>  | <b>379</b>     | <b>2 823</b>      |
| Per household averages:  |                |                   |
| Members  | 2.07           | 2.22              |
| Working persons  | 1.03           | 1.00              |
| Dependent children   | 0.46           | 0.54              |
| <b>Net money expenditure, total (CZK)</b>                                | <b>158 661</b> | <b>134 538</b>    |
| <b>Consumption expenditure (CZK)</b>                                     | <b>147 846</b> | <b>122 467</b>    |
| Incl. (%)  |                |                   |
| Food and non-alcoholic beverages   | 18.1           | 20.0              |
| Alcoholic beverages, tobacco   | 2.6            | 2.9               |
| Clothing and footwear  | 4.9            | 5.0               |
| Housing, water, electricity, gas<br>and other fuels                      | 24.7           | 21.1              |
| Actual rentals for housing   | 10.9           | 5.9               |
| Maintenance and repair<br>of the dwelling                                | 1.2            | 1.7               |
| Water supply and other services<br>relating to the dwelling              | 3.0            | 2.4               |
| Electricity, gas and other fuels   | 9.6            | 11.1              |
| Furnishings, household equipment<br>and routine household maintenance    | 5.0            | 6.0               |
| Health   | 2.9            | 2.6               |
| Transport  | 8.3            | 10.5              |
| Communication  | 4.5            | 4.2               |
| Recreation and culture   | 10.6           | 9.4               |
| Education  | 0.9            | 0.6               |
| Restaurants and hotels   | 6.1            | 5.6               |
| Miscellaneous goods and services   | 11.4           | 12.1              |
| <b>Non-consumption expenditure (CZK)</b>                                 | <b>10 815</b>  | <b>12 071</b>     |
| Purchase and (re)construction<br>of the dwelling (%)                     | 60.2           | 53.0              |
| Consumer price indices<br>(corresponding period of previous<br>year=100) |                |                   |
| Households, total  | 100.6          | 100.3             |

## AVERAGE CONSUMER PRICES FOR SELECTED GOODS AND SERVICES, DECEMBER 2015

CZK

| Item                                  | Unit    | Prague | Czech Republic |
|---------------------------------------|---------|--------|----------------|
| Bread, caraway-flavoured (standard)   | 1 kg    | 20.88  | 21.86          |
| White wheat bread                     | 1 kg    | 37.75  | 39.63          |
| Wheat flour                           | 1 kg    | 11.77  | 11.30          |
| Egg pasta products                    | 1 kg    | 43.06  | 45.27          |
| Husked long-grain rice                | 1 kg    | 33.01  | 36.17          |
| Loin of pork on bone                  | 1 kg    | 113.80 | 107.41         |
| Boneless loin of pork                 | 1 kg    | 122.21 | 113.20         |
| Boneless fore of beef                 | 1 kg    | 158.09 | 160.09         |
| Fore of beef on bone                  | 1 kg    | 115.46 | 110.59         |
| Ham salami                            | 1 kg    | 134.92 | 129.22         |
| "Poličan" salami                      | 1 kg    | 211.38 | 188.72         |
| Whole of drawn chicken                | 1 kg    | 62.59  | 66.30          |
| Fresh eggs of hen                     | 10 pcs  | 28.60  | 29.58          |
| Long-keeping semi-cream milk          | 1 l     | 13.63  | 15.69          |
| Semi-cream milk powder ("Sunar")      | 500 g   | 198.88 | 201.96         |
| Marker curd                           | 1 kg    | 70.06  | 69.36          |
| Fat-free yoghurt                      | 150 g   | 8.07   | 8.61           |
| Fresh butter                          | 1 kg    | 141.40 | 142.90         |
| Sunflower oil                         | 1 l     | 41.84  | 40.01          |
| Market apples                         | 1 kg    | 31.91  | 30.30          |
| Bananas, yellow                       | 1 kg    | 25.94  | 27.16          |
| Ware potatoes                         | 1 kg    | 15.33  | 15.04          |
| Red tomatoes, round                   | 1 kg    | 44.90  | 45.07          |
| Onion, dry                            | 1 kg    | 15.40  | 15.15          |
| Granulated sugar                      | 1 kg    | 15.80  | 15.70          |
| Roasted coffee beans                  | 100 g   | 17.59  | 18.12          |
| Natural mineral carbonic water        | 1 l     | 8.25   | 8.37           |
| Bottled pale beer of lowered gravity  | 0.5 l   | 10.78  | 10.51          |
| Cleaning man's suit                   | 1 pc    | 291.31 | 232.88         |
| Car parking fee                       | 1 hour  | 34.38  | 21.24          |
| Motor obsolescence test               | fee     | 840.50 | 656.68         |
| Large-flowered Gerbera                | 1 pc    | 45.63  | 37.78          |
| Squash court rent                     | 1 hour  | 302.59 | 240.22         |
| Cinema ticket                         | average | 146.02 | 123.75         |
| After-school care centre fee          | monthly | 249.38 | 146.16         |
| Schnitzel                             | 100 g   | 64.29  | 63.86          |
| Coca Cola (Pepsi Cola) in restaurant  | 0.2 l   | 19.06  | 19.36          |
| Draught pale beer, lowered gravity    | 0.5 l   | 27.40  | 24.93          |
| School canteen lunch (5th–9th grades) | 1 menu  | 27.63  | 24.62          |

# REGISTERED JOB APPLICANTS BY CITY SECTIONS OF PRAGUE AS AT 31 DECEMBER 2015

|                       | Job applicants |               | By age       |               | Vacancies     |
|-----------------------|----------------|---------------|--------------|---------------|---------------|
|                       | Total          | Females       | under 24     | 50+           |               |
| <b>Hl. m. Praha</b>   | <b>37 218</b>  | <b>19 429</b> | <b>4 090</b> | <b>10 761</b> | <b>15 016</b> |
| Praha 1               | 814            | 366           | 43           | 288           | 1 752         |
| Praha 2               | 1 622          | 783           | 125          | 494           | 1 276         |
| Praha 3               | 2 425          | 1 175         | 232          | 717           | 945           |
| Praha 4               | 3 758          | 1 947         | 457          | 1 104         | 1 440         |
| Praha-Kunratice       | 199            | 106           | 31           | 42            | 39            |
| Praha 5               | 2 649          | 1 406         | 303          | 742           | 1 227         |
| Praha-Slivenec        | 78             | 46            | 8            | 28            | 9             |
| Praha 6               | 2 345          | 1 225         | 228          | 711           | 1 485         |
| Praha-Lysolaje        | 32             | 16            | 2            | 10            | 5             |
| Praha-Nebošice        | 42             | 19            | 5            | 14            | 4             |
| Praha-Přední Kopanina | 22             | 13            | 1            | 13            | 1             |
| Praha-Suchdol         | 137            | 79            | 25           | 33            | 10            |
| Praha 7               | 1 344          | 665           | 128          | 357           | 328           |
| Praha-Troja           | 17             | 10            | 2            | 3             | 20            |
| Praha 8               | 2 835          | 1 485         | 320          | 768           | 1 180         |
| Praha-Březiněves      | 20             | 10            | 6            | 4             | 1             |
| Praha-Řáblice         | 89             | 44            | 12           | 22            | 6             |
| Praha-Dolní Chabry    | 84             | 48            | 7            | 25            | 33            |
| Praha 9               | 1 828          | 981           | 212          | 455           | 790           |
| Praha 10              | 3 139          | 1 671         | 314          | 935           | 1 309         |
| Praha 11              | 2 220          | 1 104         | 270          | 623           | 532           |
| Praha-Křeslice        | 16             | 10            | 2            | 1             | 4             |
| Praha-Šeberov         | 68             | 39            | 9            | 22            | 4             |
| Praha-Újezd           | 70             | 40            | 8            | 22            | 2             |
| Praha 12              | 1 662          | 849           | 169          | 497           | 189           |
| Praha-Libuš           | 275            | 148           | 27           | 90            | 85            |
| Praha 13              | 1 789          | 937           | 206          | 522           | 567           |
| Praha-Řeporyje        | 101            | 56            | 10           | 30            | 36            |
| Praha 14              | 1 889          | 1 017         | 267          | 557           | 189           |
| Praha-Dolní Počernice | 64             | 35            | 14           | 20            | 21            |
| Praha 15              | 846            | 461           | 97           | 249           | 262           |
| Praha-Dolní Měcholupy | 60             | 28            | 11           | 12            | 18            |
| Praha-Dubec           | 77             | 43            | 12           | 14            | 3             |
| Praha-Petrovice       | 151            | 83            | 25           | 53            | 32            |
| Praha-Štěrboholy      | 45             | 25            | 2            | 14            | 76            |
| Praha 16              | 263            | 142           | 39           | 82            | 97            |
| Praha-Lipence         | 68             | 42            | 10           | 23            | 8             |
| Praha-Lochkov         | 19             | 11            | 2            | 6             | 3             |
| Praha-Velká Chuchle   | 64             | 39            | 6            | 12            | 14            |
| Praha-Zbraslav        | 279            | 160           | 38           | 80            | 75            |
| Praha 17              | 761            | 417           | 84           | 231           | 28            |
| Praha-Zličín          | 120            | 69            | 8            | 36            | 95            |
| Praha 18              | 654            | 363           | 66           | 167           | 129           |
| Praha-Čakovice        | 299            | 177           | 38           | 85            | 36            |
| Praha 19              | 158            | 82            | 24           | 32            | 24            |
| Praha-Satalice        | 64             | 34            | 2            | 19            | 64            |
| Praha-Vinoř           | 118            | 70            | 18           | 28            | 22            |
| Praha 20              | 499            | 274           | 57           | 137           | 204           |
| Praha 21              | 285            | 165           | 33           | 89            | 9             |
| Praha-Běchovice       | 59             | 24            | 7            | 24            | 39            |
| Praha-Klánovice       | 78             | 44            | 12           | 28            | 4             |
| Praha-Koloděje        | 25             | 14            | 2            | 11            | 21            |
| Praha 22              | 200            | 112           | 20           | 50            | 90            |
| Praha-Benice          | 15             | 10            | 1            | 4             | 2             |
| Praha-Kolovraty       | 60             | 40            | 3            | 24            | 4             |
| Praha-Královice       | 7              | 4             | -            | 3             | -             |
| Praha-Nedvězí         | 2              | 1             | 1            | 1             | 5             |
| Other                 | 309            | 165           | 29           | 98            | 163           |

Source: Ministry of Labour and Social Affairs of the CR.



# POPULATION: 1980, 1991, 2001, 2011

by 57 city sections

|                    | 1980             | 1991             | 2001             | 2011             |
|--------------------|------------------|------------------|------------------|------------------|
| <b>Praha</b>       | <b>1 182 186</b> | <b>1 214 174</b> | <b>1 169 106</b> | <b>1 235 958</b> |
| Praha 1            | 52 719           | 42 590           | 34 581           | 29 981           |
| Praha 2            | 75 960           | 61 873           | 51 003           | 49 132           |
| Praha 3            | 92 338           | 81 927           | 72 840           | 71 228           |
| Praha 4            | 164 737          | 143 708          | 131 597          | 127 965          |
| Praha-Kunratice    | 3 478            | 3 321            | 5 470            | 8 137            |
| Praha 5            | 78 681           | 76 768           | 77 170           | 81 215           |
| Praha-Slivenec     | 1 976            | 1 870            | 1 994            | 2 919            |
| Praha 6            | 122 439          | 110 169          | 101 252          | 97 674           |
| Praha-Lysolaje     | 929              | 769              | 810              | 1 401            |
| Praha-Nebušice     | 1 852            | 1 849            | 2 276            | 2 995            |
| Praha-Př. Kopanina | 318              | 319              | 438              | 764              |
| Praha-Suchdol      | 5 167            | 4 771            | 4 965            | 6 447            |
| Praha 7            | 55 953           | 46 224           | 40 839           | 41 282           |
| Praha-Troja        | 1 084            | 805              | 916              | 1 171            |
| Praha 8            | 121 142          | 112 790          | 102 761          | 103 651          |
| Praha-Březiněves   | 516              | 557              | 667              | 1 161            |
| Praha-Řáblice      | 2 537            | 2 113            | 2 196            | 3 373            |
| Praha-Dolní Chabry | 2 603            | 2 269            | 2 483            | 3 734            |
| Praha 9            | 55 002           | 44 867           | 41 863           | 52 509           |
| Praha 10           | 138 219          | 120 755          | 108 609          | 109 076          |
| Praha 11           | 59 625           | 86 425           | 81 245           | 77 238           |
| Praha-Křeslice     | 214              | 235              | 343              | 874              |
| Praha-Šeberov      | 1 233            | 1 240            | 1 644            | 2 925            |
| Praha-Újezd        | 435              | 494              | 1 788            | 2 776            |
| Praha 12           | 22 051           | 59 840           | 54 856           | 54 261           |
| Praha-Libuš        | 2 942            | 6 878            | 7 865            | 9 546            |
| Praha 13           | 3 920            | 35 917           | 52 457           | 59 255           |
| Praha-Řeporyje     | 2 637            | 2 189            | 2 310            | 3 814            |
| Praha 14           | 17 288           | 24 301           | 36 778           | 45 568           |
| Praha-D. Počernice | 1 996            | 1 780            | 1 751            | 2 195            |
| Praha 15           | 12 547           | 27 454           | 27 410           | 30 684           |
| Praha-D. Měcholupy | 1 074            | 1 013            | 1 154            | 2 258            |
| Praha-Dubeč        | 1 797            | 1 843            | 1 997            | 3 321            |
| Praha-Petrovice    | 831              | 5 305            | 5 990            | 6 012            |
| Praha-Štěrboholy   | 796              | 799              | 940              | 1 951            |
| Praha 16           | 6 399            | 7 053            | 7 089            | 8 272            |
| Praha-Lipence      | 1 423            | 1 305            | 1 531            | 2 460            |
| Praha-Lochkov      | 649              | 565              | 582              | 623              |
| Praha-V. Chuchle   | 1 961            | 1 592            | 1 749            | 2 037            |
| Praha-Zbraslav     | 7 181            | 7 530            | 7 838            | 9 350            |
| Praha 17           | 2 959            | 19 731           | 23 252           | 24 848           |
| Praha-Zličín       | 1 836            | 3 053            | 3 031            | 4 790            |
| Praha 18           | 10 666           | 14 432           | 14 275           | 17 067           |
| Praha-Čakovice     | 6 282            | 5 561            | 5 681            | 9 929            |
| Praha 19           | 5 688            | 4 669            | 4 592            | 6 552            |
| Praha-Satalice     | 1 545            | 1 395            | 1 348            | 2 347            |
| Praha-Vinoř        | 1 959            | 1 851            | 2 542            | 3 693            |
| Praha 20           | 10 836           | 12 162           | 13 036           | 15 015           |
| Praha 21           | 3 512            | 6 147            | 7 116            | 10 173           |
| Praha-Běchovice    | 1 822            | 1 605            | 1 538            | 2 766            |
| Praha-Klánovice    | 2 390            | 2 339            | 2 578            | 3 219            |
| Praha-Koloděje     | 681              | 628              | 832              | 1 354            |
| Praha 22           | 5 115            | 4 314            | 4 629            | 8 624            |
| Praha-Benice       | 275              | 256              | 358              | 540              |
| Praha-Kolovraty    | 1 478            | 1 451            | 1 756            | 3 229            |
| Praha-Královice    | 305              | 290              | 263              | 299              |
| Praha-Nedvězí      | 188              | 218              | 232              | 278              |

Source: CZSO - Population and Housing Census.

# POPULATION: 2012-2015 AS AT 31 DECEMBER

by 57 city sections

| 2012             | 2013             | 2014             | 2015             | Difference 2015/1980<br>(%) |
|------------------|------------------|------------------|------------------|-----------------------------|
| <b>1 246 780</b> | <b>1 243 201</b> | <b>1 259 079</b> | <b>1 267 449</b> | <b>7.2</b>                  |
| 29 415           | 29 223           | 29 586           | 29 624           | -43.8                       |
| 49 197           | 48 586           | 49 158           | 49 294           | -35.1                       |
| 71 409           | 71 023           | 72 041           | 72 507           | -21.5                       |
| 127 633          | 126 944          | 128 063          | 128 259          | -22.1                       |
| 8 743            | 8 755            | 9 172            | 9 428            | 171.1                       |
| 81 443           | 80 931           | 82 159           | 82 630           | 5.0                         |
| 3 126            | 3 252            | 3 349            | 3 431            | 73.6                        |
| 98 444           | 98 261           | 99 520           | 100 152          | -18.2                       |
| 1 443            | 1 378            | 1 414            | 1 421            | 53.0                        |
| 3 214            | 3 242            | 3 279            | 3 319            | 79.2                        |
| 716              | 708              | 726              | 717              | 125.5                       |
| 6 667            | 6 689            | 6 868            | 7 023            | 35.9                        |
| 41 672           | 41 699           | 42 381           | 42 902           | -23.3                       |
| 1 228            | 1 210            | 1 234            | 1 272            | 17.3                        |
| 103 073          | 102 261          | 103 031          | 103 049          | -14.9                       |
| 1 306            | 1 371            | 1 411            | 1 473            | 185.5                       |
| 3 483            | 3 538            | 3 617            | 3 632            | 43.2                        |
| 3 836            | 3 860            | 3 955            | 4 125            | 58.5                        |
| 53 781           | 53 981           | 55 569           | 56 291           | 2.3                         |
| 109 074          | 108 477          | 108 993          | 108 756          | -21.3                       |
| 77 051           | 76 792           | 77 047           | 77 175           | 29.4                        |
| 958              | 966              | 975              | 1 019            | 376.2                       |
| 3 006            | 2 975            | 3 059            | 3 058            | 148.0                       |
| 2 812            | 2 831            | 2 871            | 2 965            | 581.6                       |
| 54 463           | 54 331           | 54 550           | 55 040           | 149.6                       |
| 9 724            | 9 817            | 10 034           | 10 175           | 245.9                       |
| 60 580           | 60 555           | 61 205           | 61 627           | 1 472.1                     |
| 4 040            | 4 123            | 4 315            | 4 384            | 66.2                        |
| 45 565           | 45 324           | 45 741           | 46 140           | 166.9                       |
| 2 230            | 2 261            | 2 340            | 2 382            | 19.3                        |
| 31 066           | 31 139           | 31 860           | 32 590           | 159.7                       |
| 2 391            | 2 439            | 2 603            | 2 707            | 152.0                       |
| 3 553            | 3 639            | 3 656            | 3 665            | 104.0                       |
| 6 051            | 6 041            | 6 021            | 6 018            | 624.2                       |
| 2 058            | 2 084            | 2 107            | 2 172            | 172.9                       |
| 8 131            | 8 138            | 8 284            | 8 320            | 30.0                        |
| 2 523            | 2 600            | 2 632            | 2 681            | 88.4                        |
| 662              | 676              | 683              | 725              | 11.7                        |
| 2 215            | 2 266            | 2 324            | 2 377            | 21.2                        |
| 9 658            | 9 745            | 9 847            | 9 947            | 38.5                        |
| 25 070           | 24 929           | 24 802           | 24 666           | 733.6                       |
| 5 327            | 5 565            | 5 923            | 6 315            | 244.0                       |
| 17 566           | 17 725           | 18 553           | 18 978           | 77.9                        |
| 10 026           | 10 063           | 10 347           | 10 505           | 67.2                        |
| 6 808            | 6 784            | 6 889            | 6 926            | 21.8                        |
| 2 453            | 2 427            | 2 470            | 2 500            | 61.8                        |
| 3 925            | 3 966            | 4 053            | 4 133            | 111.0                       |
| 15 065           | 15 140           | 15 201           | 15 224           | 40.5                        |
| 10 396           | 10 466           | 10 705           | 10 758           | 206.3                       |
| 3 794            | 2 715            | 2 598            | 2 611            | 43.3                        |
| 3 274            | 3 334            | 3 387            | 3 440            | 43.9                        |
| 1 403            | 1 449            | 1 453            | 1 468            | 115.6                       |
| 9 462            | 9 838            | 10 219           | 10 549           | 106.2                       |
| 564              | 577              | 626              | 641              | 133.1                       |
| 3 410            | 3 468            | 3 536            | 3 606            | 144.0                       |
| 308              | 315              | 327              | 350              | 14.8                        |
| 289              | 309              | 310              | 307              | 63.3                        |

# DWELLINGS COMPLETED: 2010–2015

by 57 city sections

|                    | 2010         | 2011         | 2012         | 2013         | 2014         | 2015         |
|--------------------|--------------|--------------|--------------|--------------|--------------|--------------|
| <b>Praha</b>       | <b>6 151</b> | <b>3 480</b> | <b>4 024</b> | <b>3 844</b> | <b>4 848</b> | <b>5 211</b> |
| Praha 1            | 23           | 57           | 32           | -            | 41           | 23           |
| Praha 2            | 81           | 103          | 116          | 118          | 99           | 72           |
| Praha 3            | 752          | 34           | 187          | 40           | 178          | 52           |
| Praha 4            | 265          | 437          | 328          | 104          | 350          | 231          |
| Praha-Kunratice    | 35           | 23           | 40           | 39           | 148          | 8            |
| Praha 5            | 128          | 110          | 272          | 217          | 16           | 401          |
| Praha-Slivenec     | 35           | 63           | 11           | 2            |              | 6            |
| Praha 6            | 206          | 67           | 225          | 94           | 147          | 115          |
| Praha-Lysolaje     | 1            | 2            | 2            | 4            | 1            | 13           |
| Praha-Nebušice     | -            | 5            | 11           | 6            | 11           | 7            |
| Praha-Př. Kopanina | -            | 1            | 2            | 4            | -            | 0            |
| Praha-Suchbát      | 2            | 4            | 7            | 6            | 6            | 5            |
| Praha 7            | 67           | 83           | 84           | 65           | 127          | 30           |
| Praha-Troja        | 2            | 15           | 19           | 1            |              | 6            |
| Praha 8            | 320          | 305          | 432          | 465          | 138          | 402          |
| Praha-Březiněves   | 20           | 40           | 12           | 19           | 18           | 10           |
| Praha-Ďáblice      | 10           | 52           | 46           | 44           | 32           | 6            |
| Praha-Dolní Chabry | 25           | 10           | 11           | 10           | 19           | 190          |
| Praha 9            | 125          | 395          | 138          | 410          | 586          | 424          |
| Praha 10           | 474          | 172          | 198          | 384          | 232          | 407          |
| Praha 11           | 5            | 177          | 166          | 166          | 111          | 219          |
| Praha-Křeslice     | 19           | 17           | 18           | 2            | 5            | 5            |
| Praha-Šeberov      | 18           | 15           | 6            | 10           | 4            | 3            |
| Praha-Újezd        | 14           | 6            | 25           | 19           | 22           | 25           |
| Praha 12           | 228          | 31           | 24           | 133          | 200          | 335          |
| Praha-Libuš        | 155          | 15           | 51           | 135          | 33           | 9            |
| Praha 13           | 593          | 18           | 433          | 76           | 248          | 152          |
| Praha-Řeporyje     | 419          | 9            | 27           | 150          | 32           | 69           |
| Praha 14           | 323          | 29           | 7            | 5            | 347          | 420          |
| Praha-D. Počernice | 3            | 14           | 6            | 3            | 54           | 7            |
| Praha 15           | 15           | 10           | 14           | 200          | 682          | 575          |
| Praha-D. Měcholupy | 233          | 22           | 4            | 112          | 10           | 62           |
| Praha-Dubeč        | 44           | 78           | 20           | 5            | 4            | 11           |
| Praha-Petrovice    | 1            | -            | 2            | 2            | 3            | 4            |
| Praha-Štěrboholy   | 18           | 53           | 28           | -            | 4            | 3            |
| Praha 16           | 17           | 7            | 10           | 13           | 28           | 12           |
| Praha-Lipence      | 19           | 10           | 19           | 14           | 3            | 11           |
| Praha-Lochkov      | -            | 53           | 25           | 6            | 17           | 2            |
| Praha-V. Chuchle   | 163          | 2            | 6            | 3            | 5            | 4            |
| Praha-Zbraslav     | 20           | 11           | 16           | 8            | 11           | 8            |
| Praha 17           | 2            | 5            | 1            | 10           | 2            | 39           |
| Praha-Zličín       | 460          | 180          | 407          | 48           | 100          | 361          |
| Praha 18           | 72           | 374          | 4            | 352          | 438          | 14           |
| Praha-Čakovice     | 148          | 10           | 115          | 31           | 102          | 94           |
| Praha 19           | 229          | 21           | 12           | 5            | 2            | 7            |
| Praha-Satalice     | 4            | 1            | 2            | 3            | 1            | 5            |
| Praha-Vinoř        | 1            | 97           | 2            | 23           | 2            | 25           |
| Praha 20           | 14           | 27           | 61           | 48           | 27           | 15           |
| Praha 21           | 88           | 33           | 30           | 24           | 20           | 23           |
| Praha-Běchovice    | 6            | 22           | 5            | -            | 8            | 1            |
| Praha-Klánovice    | 15           | 10           | 13           | 19           | 34           | 26           |
| Praha-Koloděje     | 12           | 11           | 12           | 11           | 6            | 4            |
| Praha 22           | 173          | 109          | 235          | 151          | 102          | 213          |
| Praha-Benice       | 1            | 4            | 5            | 16           | 8            | 4            |
| Praha-Kolovraty    | 48           | 17           | 36           | 6            | 13           | 20           |
| Praha-Královice    | -            | 1            | 2            | 1            | 9            | 16           |
| Praha-Nedvězí      | -            | 3            | 2            | 2            | 2            | -            |

## CONTACTS

### **Regional Office of the Czech Statistical Office in the Capital City of Prague**

#### **Information Services Department**

**e-mail:** [infoservispraha@czso.cz](mailto:infoservispraha@czso.cz)

Head of Section: Tomáš Mládek

phone: +420 274 052 673

e-mail: [tomas.mladek@czso.cz](mailto:tomas.mladek@czso.cz)

#### **Link for Queries in English**

Tomáš Dragoun

tel.: 274 054 223

e-mail: [tomas.dragoun@czso.cz](mailto:tomas.dragoun@czso.cz)

#### **Information Services at Headquarters of the CZSO**

phone: +420 274 052 304, +420 274 052 451

e-mail: [infoservis@czso.cz](mailto:infoservis@czso.cz)

#### **Providing Information, Introductory Consultations, Making Orders**

e-mail: [infoservis@czso.cz](mailto:infoservis@czso.cz)

#### **Statistical Publications Shop, Box Office**

phone: +420 274 052 732

e-mail: [prodejna@czso.cz](mailto:prodejna@czso.cz)

#### **Central Statistical Library**

phone: +420 274 052 361 (Head of Library)

e-mail: [knihovna@czso.cz](mailto:knihovna@czso.cz)

## PUBLICATIONS IN 2016

### **NUMERI PRAGENSES**

**Statistical Yearbook of Prague** – yearly in Czech-English version  
Detailed overview of data about Prague and its 22 administrative districts and 57 city sections.

## DOCUMENTS AVAILABLE ON WEB SITE

### **Statistical Bulletin of Prague**

Up-to-date data for individual calendar quarters.

**Basic trends of demographic, social and economic development  
of Prague in 2015**

[www.praha.czso.cz](http://www.praha.czso.cz)

[www.praha.czso.cz](http://www.praha.czso.cz)

**Prepared by**  
Regional Office of the Czech Statistical Office  
in the Capital City of Prague,  
Information Services Department

Prague, June 2016

**Contact person**  
Marcela Píšová  
phone: +420 274 052 507  
e-mail: [marcela.pisova@czso.cz](mailto:marcela.pisova@czso.cz)

**Send your orders to**  
Czech Statistical Office,  
Information Service Department  
Na padesátém 81, 100 82 Praha 10  
Fax: +420 274 054 070  
e-mail: [objednavky@czso.cz](mailto:objednavky@czso.cz)

ISBN 978-80-250-2705-9  
Ref. No. 01410/2016 - 7101

© Czech Statistical Office, Prague, 2016